

If you have any questions, please contact me at jamie@teachmommyteach.com

Thank you for downloading!

You May:

- use these resources in your own home or classroom for non-commercial use.
- print as many copies as you would like.
- share the website link, <https://teachmommyteach.com/>, where this printable can be found, so that others can download the file.

You May NOT:

- sell, give away, or share a printed copy. Each person should download separately and print.
- print out a copy for multiple teachers, as in an entire school, co-op, or other group. Each teacher should download separately and print.
- link directly to the pdf. Instead, link to the page on <https://teachmommyteach.com/> or <https://teacherspayteacher.com/> where you found the download.
- claim this or any part of this printable as your own.
- alter this printable and claim it as your own.
- host any of the files on your personal or other websites that can be shared with others.
- Upload this resource to any file sharing sites

Credits!! Thank you Speaking of Images and Open Clipart!



<https://www.teacherspayteachers.com/Store/Speaking-Of-Images>



<https://openclipart.org/>

More Beginning Readers 8: Mit and Sid

Pre-Reading Worksheets

Your child will practice *CVC* words and review high frequency words *a, is, get, gets, saw, and up*.

Name: _____

Let's review the following sight words.

A

a

Is

is

Get

get

Gets

gets

Saw

saw

Name: _____

Color the clouds using the code below.

A=Red

Is=Blue

Get=Yellow


Gets=Purple

Saw=Orange



Read the following silly sentences:

A pig saw mud. The pig sat in the mud.
Get up, pig! The pig gets up. The pig is sad.



Thank you openclipart.org for the wonderful clipart!

Name: _____

Glue the words "GET," "IS," and "A" in the correct spot to finish the story.

The cat

--	--

 sad.

The cat can not

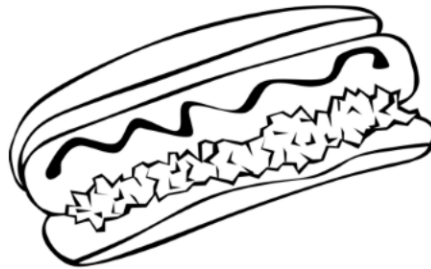
--	--	--

 a hot dog.

The man gets the cat

--

 hot dog!



g	e	t
---	---	---

i	s
---	---


a

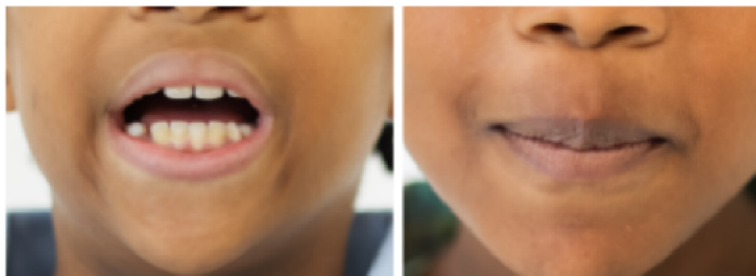
Thank you openclipart.org for the clipart!!

Name: _____

Read the two words below. Cut out the graphemes (letters) below. Then match the graphemes (letters) to the pictures of the mouths saying the words, and glue. Write the words on the handwriting lines.

u	p	g	e	t
---	---	---	---	---





Name: _____

Match the word to the picture


Pal



Bat




Up



There are 2 different types of bats. There is an animal that is a bat, and there is a bat that you use in baseball. Glue the correct picture of a bat over the word BAT.

The man hit the ball. He had a bat.

The bat is up. It has a bug.



Thank you openclipart.org for the wonderful clipart!

More Beginning Readers 8: Mit and Sid

Extra Practice Post-Reading Worksheets

Name: _____

Read the following story. Then illustrate the story.

Dog is Cat's pal. The pals saw a ball. Dog had a bat. Dog hit the ball. Cat got up. Cat got the ball. Fun! Fun!

More Beginning Readers 8: Mit and Sid

Answers

Pre-Reading Worksheets

Your child will practice *CVC* words and review high frequency words *a, is, get, gets, saw, and up*.

Name: **Answers**

Let's review the following sight words.

A

a

Is

is

Get

get

Gets

gets

Saw

saw

Answers

Name: _____

Color the clouds using the code below.

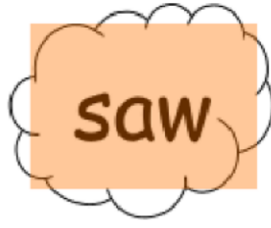
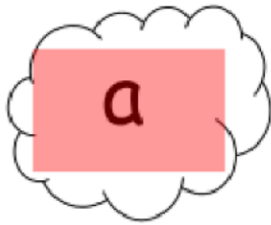
A=Red

Is=Blue

Get=Yellow


Gets=Purple

Saw=Orange



Read the following silly sentences:

A pig saw mud. The pig sat in the mud.
Get up, pig! The pig gets up. The pig is sad.



Thank you openclipart.org for the wonderful clipart!

Name: **Answers**

Glue the words "GET," "IS," and "A" in the correct spot to finish the story.

The cat

i	s
---	---

 sad.

The cat can not

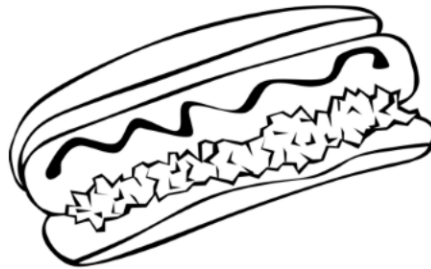
g	e	t
---	---	---

 a hot dog.

The man gets the cat

a

 hot dog!



g	e	t
---	---	---

i	s
---	---

a

Thank you openclipart.org for the clipart!!

Name: Answers

Read the two words below. Cut out the graphemes (letters) below. Then match the graphemes (letters) to the pictures of the mouths saying the words, and glue. Write the words on the handwriting lines.

u p g e t



g e t

get



u p

up




Name: Answers

Match the word to the picture

Pal

Bat

Up

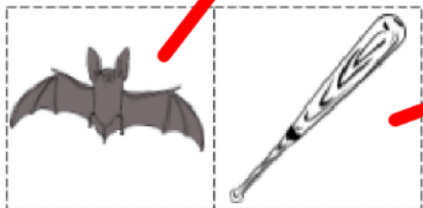


A matching exercise with three words on the left and three images on the right. Red lines connect 'Pal' to the penguins, 'Bat' to the baseball bat, and 'Up' to the upward-pointing arrow.

There are 2 different types of bats. There is an animal that is a bat, and there is a bat that you use in baseball. Glue the correct picture of a bat over the word BAT.

The man hit the ball. He had a bat.

The bat is up. It has a bug.



Thank you openclipart.org for the wonderful clipart!

More Beginning Readers 8: Mit and Sid

Answers

Extra Practice
Post-Reading Worksheets

Name: Answers

Read the following story. Then illustrate the story.

Dog is Cat's pal. The pals saw a ball. Dog had a bat. Dog hit the ball. Cat got up. Cat got the ball. Fun! Fun!